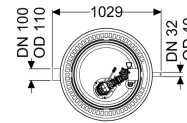
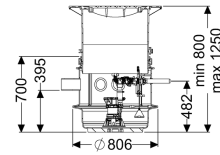



Pumping station Aquapump Medium Tronic, GTF 600, 800-1200 mm, B



Article information

Item no.: 825811B
 GTIN: 4026092045237
 Price group: 60

Advantages

- Maximum safety
- LW 600 chamber system suitable for underground installation
- Preconfigured in the factory

Description

The pumping station without sewage wastewater is equipped with one or two submersible pumps and a backflow preventer. The collection tank is an LW 600 chamber system made of permanently resistant polymer (PE-LLD) with open pump tank and universal connection options. Quick-release closures enable the integrated components to be removed easily.

Variant

| | |
|---|------------------|
| Type of system: | Single unit |
| Passage seal for conduit pipe (DN): | 100 |
| Passage seal for ventilation pipe (DN): | 100 |
| Installation: | Wet installation |
| Pump control: | Control unit |
| Backflow preventer: | integrated |
| Pressure pipe connection: | horizontal |
| Chamber system: | LW 600 |

General characteristics

| | |
|-------------------------|----------------------------------|
| Colour: | black |
| Standard: | EN 12050-2 |
| Type of wastewater: | without sewage |
| Installation situation: | underground installation |
| Delivery state: | Modular set for assembly on site |

| | |
|--|-------------------------------------|
| System type: | Tronic |
| ATEX: | no |
| Dimensions | |
| Net weight: | 111 kg |
| Gross weight: | 118 kg |
| Groundwater resistant from lower edge of base section: | 2000 mm |
| Installation depth: | 800 - 1250 mm |
| Type of height adjustability: | vertically adjustable upper section |
| Length: | 810 mm |
| Width: | 810 mm |
| Packaging dimension: | length |
| Packaging dimension: | width |
| Packaging dimension: | height |
| Tank/drain body | |
| Pressure pipe connection (DN): | 32 |
| Pressure pipe connection (OD): | 40 mm |
| Connection conduit pipe (DN): | 100 |
| Venting connection (DN): | 100 |
| Distance from centre of outlet pipe to tank bottom: | 482 mm |
| Distance pipe bottom inlet to tank bottom: | 400 mm |
| Distance from centre of inlet pipe to tank bottom: | 455 mm |
| Inlet nominal size (OD): | 110 mm |
| Inlet nominal size (DN): | 100 mm |
| Number of inlets: | 1 |
| Clear width of tank (LW): | 600 mm |
| Clear width of entry (LW): | 600 mm |
| Coverage features | |
| Type of cover: | Round cover plate |
| Cover material: | Grey iron |
| Colour of cover: | black |
| Width of cover: | 648 mm |
| Height of cover: | 103 mm |
| Length of cover: | 648 mm |
| Locking: | unlocked |
| Load class: | B 125 (EN 124) |
| Pumping device | |
| Pump: | GTF 600 |
| Number of pumps: | 1 |
| Weight, pump: | 6 kg |
| Connection type: | coded plug |
| Rated current: | 2,7 A |
| Protection class: | I |
| Insulation class: | F |

| | |
|--|--------------------------------|
| Cos phi - power factor: | 0,91 |
| Protection class (pump): | IP 68 (3m) |
| Temperature monitoring: | integrated |
| Max. temperature (permanent) of conveyed material: | 40 °C |
| Max. pumping capacity: | 12 m ³ /h |
| Max. pumping height: | 8 m |
| Speed: | 2800 U/min |
| Power P1: | 0,6 kW |
| Power P2: | 0,36 kW |
| Operating mode: | S1 |
| Type of pump connection cable: | H07RN-F 3G 1.5 mm ² |
| Impeller type: | Multi-vane impeller |
| Length of mains cable for pump: | 10 m |
| | |
| Control | |
| Control unit: | Comfort |
| Alarm sensor: | optical probe |
| Level measurement instrument: | Submersible pressure switch |
| Type of level measurement: | pneumatic |
| Protection class control unit: | IP 54 |
| Mains frequency: | 50 Hz |
| Operating voltage: | 230 V |
| Connection type: | coded plug |
| Length of mains cable for control unit: | 1,4 m |
| Potential-free contact: | optional |
| GSM interface: | yes |
| USB interface: | yes |
| Log book function: | yes |
| Multi-line display: | yes |
| Battery buffering: | yes |
| Self-diagnosis system (SDS): | yes |